










Black Bucket DWC Bubbler System Instructions

1. (1) Air pump 
2. (2) Liters ViaStone Expanded Clay 
3. (1) 5 Gallon Bucket (reservoir) 
4. (1) 6" Net Pot Bucket Lid 
5. (1) 4" Air Stone 
6. (1) 1/2" Grommet 
7. (1) 1/2" Barbed "L" 
8. (1) 18" Transparent Blue 1/2" Tubing 
9. (1) 10' Length of 1/4" Clear Tubing 

Preparation:

1. Wash and rinse your ViaStone Clay Rocks thoroughly before placing them in the 5 Gallon Nursery Pot Insert.

System Assembly:

1. The 5 Gallon Bucket will have one pre-drilled hole in the bottom of the side wall. Insert the 1/2" Grommet into the pre-drilled hole, then insert one side of the Barbed "L" until it is firmly seated inside of the grommet with the exposed end facing up. Now push the 18" length of transparent blue tubing over the open end of the Barbed "L". This length of tubing will be used as your water level indicator and will allow you to visually inspect the water level inside of the system without removing the lid. Make sure the transparent blue tubing is pointed up.
2. Fill the Net Pot Bucket Lid insert with the included ViaStone Clay Rocks.
3. Attach one end of the 1/4" Clear Tubing to the 4" Air Stone by gently pushing the tubing over blue plastic barb on Air Stone nipple. Now, attach the open end of the 1/4" Clear Tubing to the Air Pump nipple. The Air Pump should be elevated above the height of the system at all times. This will prevent water from entering the Air Pump and damaging it. Now place the 4" Air Stone at the bottom of the 5 Gallon Bucket.
4. Fill the 5 Gallon Bucket (reservoir) with a water-nutrient solution so that the lower 1/2" of the 6" Net Pot Bucket Lid will be submerged in water. As the roots grow, decrease the water-nutrient solution level to keep the root mass from being submerged completely.
5. Place the Net Pot Bucket Lid on the top of the 5 Gallon Bucket and snap it on securely.
6. Plug in the Air Pump and you are ready to grow! The system will recirculate the water-nutrient solution until it runs low. Refill the 5 Gallon Bucket (reservoir) as needed.

